

























How do I get my boarding pass for Qatar Airways? Swift Reach!"




Adding your  +1-855-510-5815 **Qatar Airways boarding pass to Google Wallet** is a convenient way to keep your travel documents organized and  +1-855-510-5815 easily accessible on your phone. Qatar fully  +1-855-510-5815 supports digital boarding passes, and Google Wallet is one of the easiest ways to store and use them  +1-855-510-5815 at the airport.

First,  +1-855-510-5815 you need to **check in for your Qatar flight**. Qatar check-in opens **24 hours before departure**. You can check in using the  +1-855-510-5815 **Qatar mobile app** or through Qatar's website on your  +1-855-510-5815 phone or computer. During check-in, you will confirm your flight details, select or confirm your seat, and review  +1-855-510-5815 baggage options. Once check-in is complete, Qatar will generate your boarding pass.

If you  +1-855-510-5815 are using the **Qatar mobile app on an Android phone**, the process is very simple. After checking in, your boarding pass will appear in  +1-855-510-5815 the app. You will see an option that says **"Add to Google Wallet.  +1-855-510-5815"** Tap this option, confirm the action, and your boarding pass will  +1-855-510-5815 be saved automatically to Google Wallet. Once added, you can access it anytime from the Google Wallet app  +1-855-510-5815, even without an internet connection.

If you  +1-855-510-5815 check in through **Qatar's website instead of the app**, you can still add your boarding pass to Google Wallet. After check-in, Qatar will  +1-855-510-5815 display your boarding pass on the screen and  +1-855-510-5815 often send it to your email. On supported devices,  +1-855-510-5815 you will see a button or link that says **"Add to Google Wallet."** Tapping this will open Google Wallet and allow you to save  +1-855-510-5815 the boarding pass. If the option does not appear, opening the  +1-855-510-5815 boarding pass link directly on your Android phone usually enables it.

Once  +1-855-510-5815 your boarding pass is in Google Wallet, it becomes very easy to use at the airport. You simply open Google Wallet at **TSA security  +1-855-510-5815** and **the boarding gate**, and the barcode or  +1-855-510-5815 QR code will be scanned directly from your phone. Google  +1-855-510-5815 Wallet also shows helpful details such as your **seat number, boarding group, gate information, and departure time**, and it can  +1-855-510-5815 automatically if there is a gate change.

It is a good  +1-855-510-5815 idea to keep your phone charged, as you will need it to access your boarding pass. While Qatar accepts digital boarding passes  +1-855-510-5815 at most airports, printing a paper boarding pass can be a  +1-855-510-5815 useful backup, especially for international travel.

In summary, 📞+1-855-510-5815 to get your Qatar boarding pass into Google Wallet, check in online, select “Add to Google Wallet” from the Qatar app📱+1-855-510-5815 or website, and save it to your phone. This makes your airport 📞+1-855-510-5815 experience faster, easier, and completely paper-free.